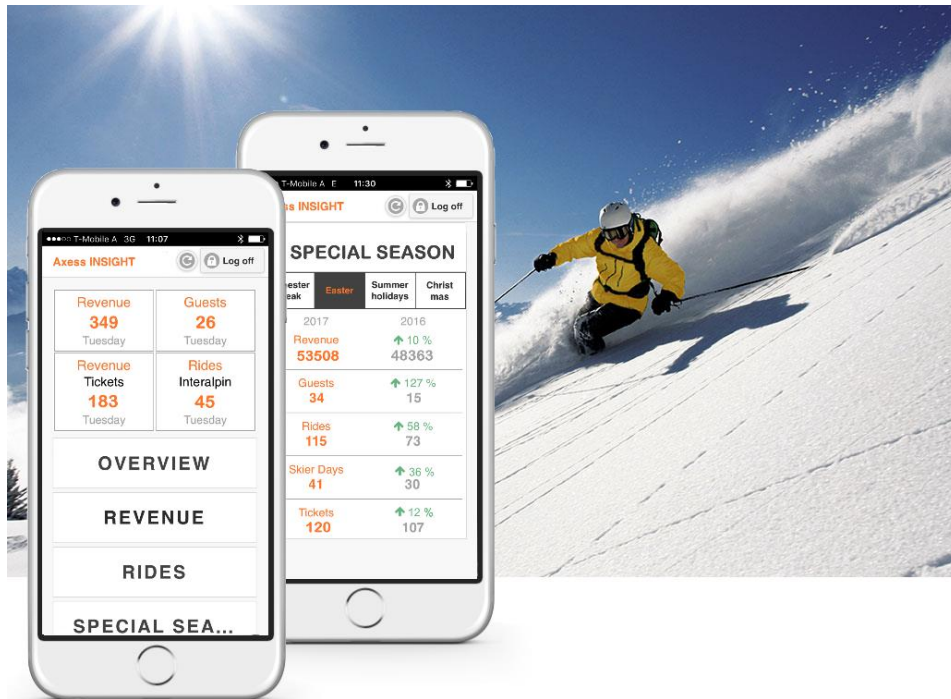


# AXESS INSIGHT.APP



**Axess INSIGHT.APP** informs you mobile and always up-to-the-minute - As a manager, you need to have the current numbers available: sales volume, the number of guests on ski slopes or in trade fair halls and the number of entries at the gates.

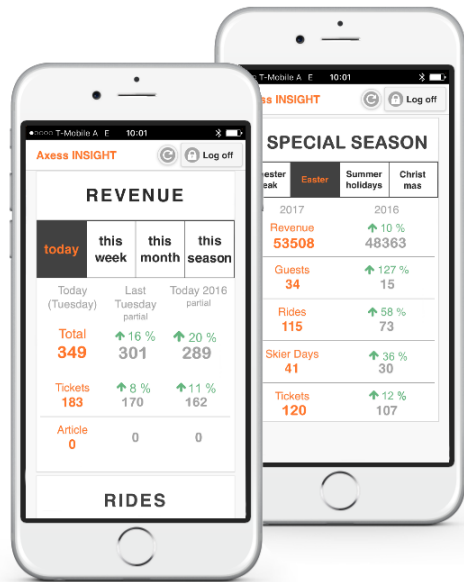
Connect fast and easy via Web-login from your smartphone to the data center. Axess INSIGHT.APP presents an overview of the most important numbers at the first glance - you can't be more up-to-date than this! Just a click away, you will view exact comparison values of the current day with the same day last week, the same day in the last month or last season - you can't be informed better than this! The processed data for comparing refer very accurate to the current time - you can't be more exact than this!

## Features

- Overview over important management data
- View sales revenue, number of guests and number of entries, e.g. entry to slopes
- Accurate comparison values high consistency of the compared time periods
- High actuality of data possible; Automatic updating
- Configuration in the central software CLICS; Widgets for CLICS Dashboard
- App suitable for all smartphones; IOS, Android, Windows 10 Mobile

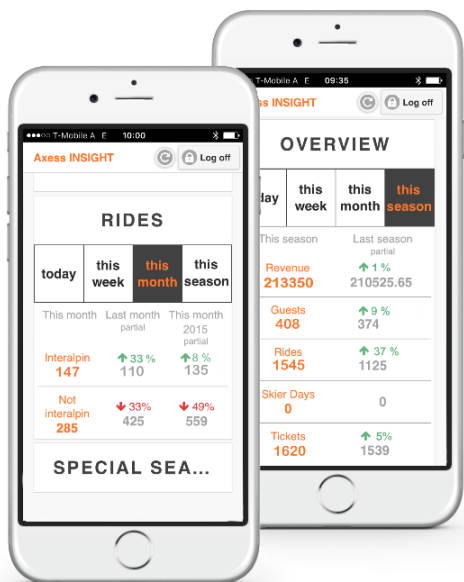
# Axess INSIGHT.APP

## DISPLAY



<b>Target Group</b>	Management; system administrator
<b>Mobile Devices</b>	Suitable for all smartphones; IOS, Android, Windows 10 Mobile
<b>LOGIN</b>	Access via Web service to data center via individual user names and password; Configurable in software CLICS
<b>Language Selection</b>	German and English selectable at LOGIN
<b>Display Overview</b>	Main management data of the current day are displayed on the dashboard of the APP, directly after LOGIN: REVENUE (ticket + article sales); REVENUE (only ticket sales); NUMBER of GUESTS; NUMBER of ENTRIES
<b>Display Details</b>	Buttons to display detailed numbers for daily sales revenue, entries or number of guests

## COMPARE



<b>Compare Numbers</b>	Compare current sales revenue, numbers of guests and entries with numbers of defined time periods, e.g.: "today" with the same weekday of the last week; "today" with the same date in the previous year; "this week" with last week, or the same calendar week in the past year; "this month" with last month, or same month last year; Setting <i>Partial</i> : e.g. compare the numbers of the current season with the same time period of last season Setting <i>Full</i> : e.g. compare the numbers of the current season with the full last season, respectively view the total numbers of the last season
<b>Actuality</b>	Depending on the system settings a high accuracy of the data is possible; The current day (week, month, season) is always compared exactly to a time period in the past.
<b>Show Up Tendencies</b>	Different comparative values are indicated numerical in percent, symbolically and by use of signal colors